



Classroom Behavior Chart

The Classroom Behavior Chart in a School Family encourages lasting behavioral change by helping children choose acceptable behaviors instead of relying on a progression of prescribed consequences.

In a School Family, the teacher's job is to keep the classroom safe and the children's job is help keep the classroom safe. Each child has the choice to be helpful or hurtful at any moment. The Conscious Discipline Behavior Chart harnesses the Power of Free Will by encouraging children to choose to change hurtful actions into helpful ones. Traditional behavior charts utilize external control in an attempt force compliance through a series of prescribed consequences (warnings, loss of privileges and punishments).

Detailed information for the Conscious Discipline Behavior Chart is provided on page 314 of *Conscious Discipline: Building Resilient Classrooms*.

Here are the basic steps:




- **Step 1:** Provide the opportunity to choose again and be helpful.
- **Step 2:** Provide the opportunity to go to the Safe Place to practice calming strategies so the child can choose a helpful behavior.
- **Step 3:** Create a Behavior Plan based on safety, connection and problem solving that targets the supports the child needs.
- **Step 4:** Once it is clear that the child possesses the needed skills and is connected to the School Family, create logical consequences to facilitate helpful behavior.

ConsciousDiscipline.com

Our job is to help keep it safe.



Choice to Be Helpful

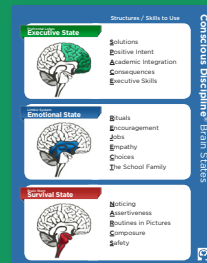


Choice of Safe Place



Behavior Plan

Increase safety, connection
and problem-solving
(download available on portal)



Logical Consequences

